

**Guide Cylinders (GHB (O) Series)**

**Ordering Code**

<b>GH</b>	<b>B</b>	<b>63</b>	<b>500</b>
<b>Model</b>	<b>Guide type</b>	<b>Bore size</b>	<b>Stroke size</b>
GH : guide cylinder	B : bush guide O : linear bearing guide	20 : 20mm 25 : 25mm 30 : 30mm 40 : 40mm 50 : 50mm 63 : 63mm	50 ~ 300 : 50mm - 300mm for bore 20mm~40mm 50 ~ 500 : 50mm - 500mm for bore 50mm~63mm

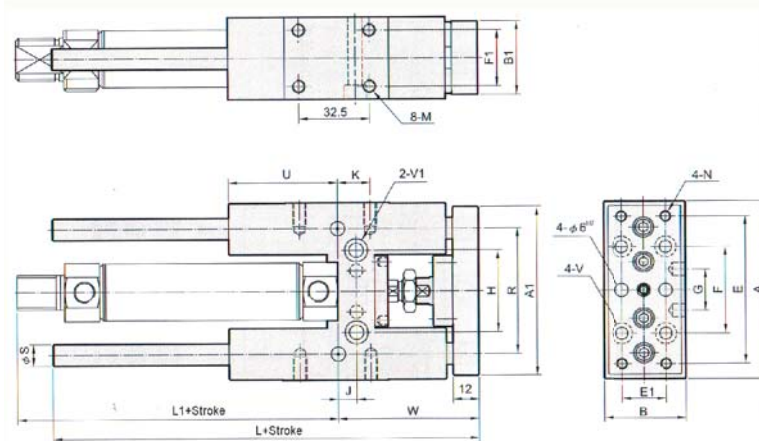


**Specifications**

Model	GH-20	GH-25	GH-32	GH-40	GH-50	GH-63
Bore size	20mm	25mm	30mm	40mm	50mm	63mm
Operation type	Double acting					
Media	Air					
Pressure range	2.0 ~ 7.0 kgf/cm <sup>2</sup>					
Service temperature range	0 °C ~ 60 °C					
Cylinder type	Roundline cylinder series			Standard cylinder series		
Connection port	RC (PT) 1/8			RC (PT) 1/4		RC (PT) 3/8
Magnet	Built in with magnet					

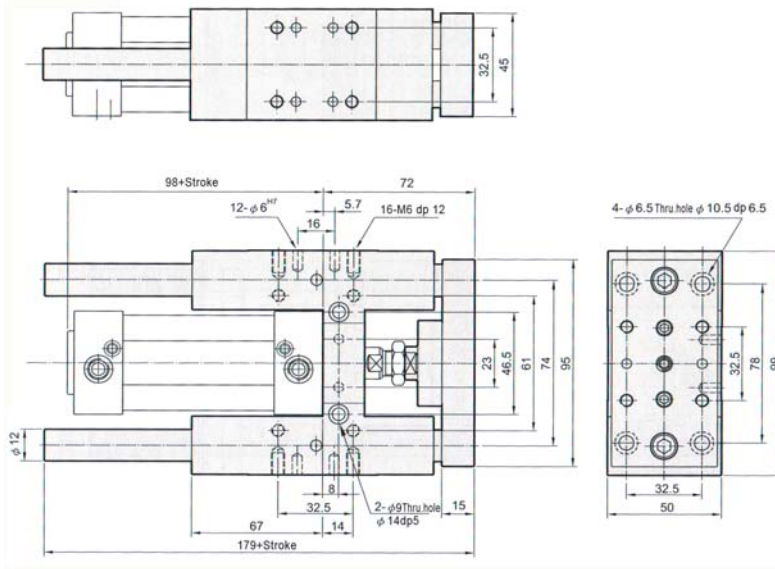
**Dimensions**

Ø20~Ø25

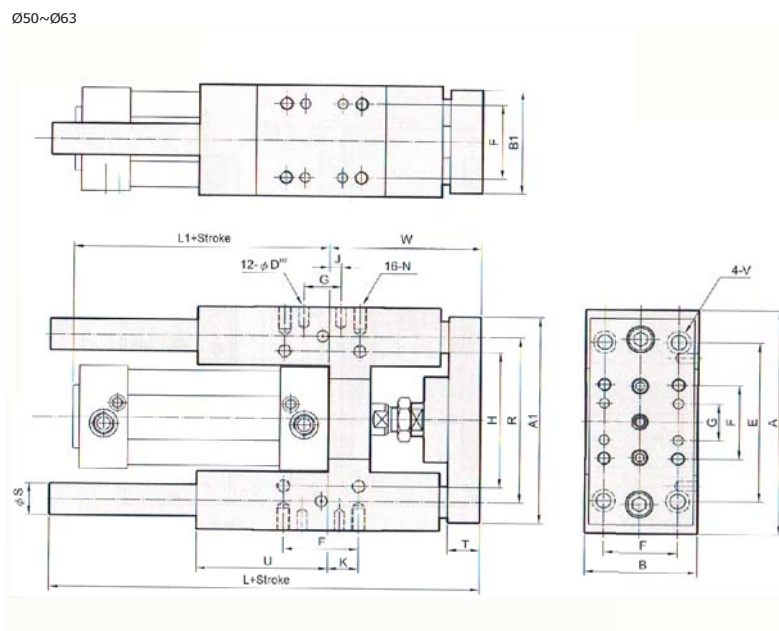
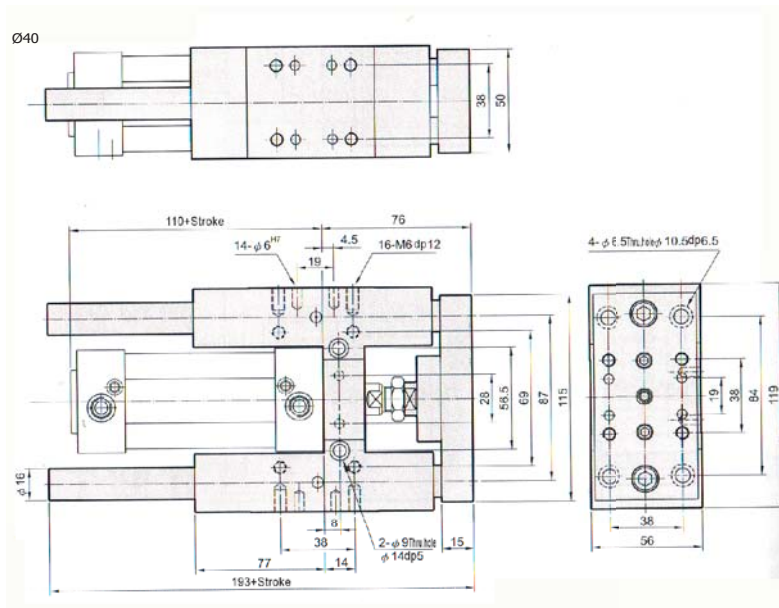


Bore size (mm)	A	A1	B	B1	E	E1	F	F1	G	H	J	K	L	L1	M	N	R	S	U	V	V1	W
20	82	78	38	34	68	20	40	26	19	38	8.5	15	135	81	M6 dp 11	M5	58	10	50	Ø5.5 Thru.hole Ø9.5 dp 5.4	Ø6.5 Thru.hole Ø10.5 dp 6.5	65
25	82	78	38	34	68	20	40	26	19	38	8.5	15	135	86	M6 dp 11	M5	58	10	50	Ø5.5 Thru.hole Ø9.5 dp 5.4	Ø6.5 Thru.hole Ø10.5 dp 6.5	65

Ø32



**Dimensions**



Bore size (mm)	A	A1	B	B1	D	E	F	G	H	J	K	L	L1	N	R	S	T	U	V	W
50	141	135	70	65	6	100	46.5	23	85	7.5	19	215	111	M8 dp 14	104	20	20	81	Ø9 Thru.hole Ø14 dp 8.5	94
63	156	150	80	75	6	105	56.5	26	100	5	19	230	126	M8 dp 16	119	20	20	96	Ø9 Thru.hole Ø14 dp 8.5	94