

Iso6432 Stainless Steel Slim Cylinder (AC85 ACD85 ACJ85 ACS85 ACT85 ACN85 Series)



Ordering Code

AC85 C U 20 x 50 - LB

Model Cushion Back cover Bore size Stroke Mounting

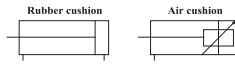
AC85 : Double acting
 ACD85 : Double rod type
 ACJ85 : Double rod adjustable stroke type
 ACS85 : Spring return
 ACT85 : Spring extend
 ACN85 : Non rotating piston rod

Blank : No cushion
 C : With cushion

Blank : Pivot type
 U : Flat-end type
 B : Pivot bush type

(Blank)
 LB
 FA
 SDB

Symbol



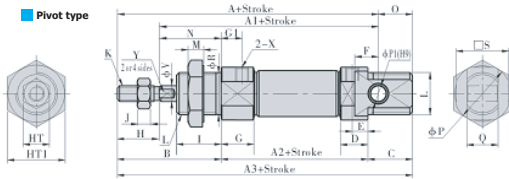
Specifications

Bore size	mm	12	16	20	25	32	40
Rod diameter	mm	6	6	8	10	12	16
Port size	inch	M5 X 0.8	M5 X 0.8	1/8	1/8	1/8	1/4
Action type		Single acting spring return, spring extend Double acting					
Media		Air					
Pressure range	kgf/cm ²	9.00					
Temperature range	°C	0 ~ 70					
Cushion type		Air cushion (16~40mm bore size), bumper (12~40mm bore size)					
Sensor switch type		Light in front (CS1-F), Light on top (CS1-U)					
Sensor switch holder		B-12	B-16	B-20	B-25	B-32	B-40
Additional variants		Stainless steel piston rod, female, extended, special thread piston rod					

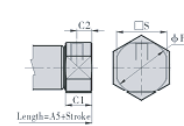
Dimensions

AC85

Pivot type



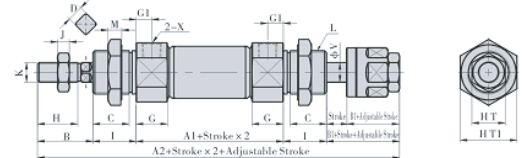
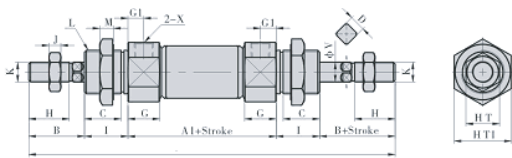
Flat-end type



Item Bore size	A	A1	A2	A3	A4	A5	B	C	C1	C2	D	E	F	G	G1	H	I	J	K	L	M	N	O	P	P1	Q	R	S	T	T1	X	V	W	Y
12	91	75	50	105	88	-	38	17	10.5	6	10.5	6	9	12.5	8	16	17	5	M6 x 1.0	M16 x 1.5	6	22	14	20	6	12	16	18	10	22	M5 x 0.8	6	-	5
16	98	82	56	111	94	94	38	17	10.5	6	10.5	6	9	12.5	8	16	17	5	M6 x 1.0	M16 x 1.5	6	22	13	22	6	12	16	20	10	22	M5 x 0.8	6	13.5	5
20	115	95	62	126	106	106	44	20	14.5	7.5	14.5	7.5	12	14.5	7.5	20	20	6	M8 x 1.25	M22 x 1.5	7	24	11	29	8	16	22	25	12	29	1/8"	8	16.5	6
25	126	104	65	137	115	114.5	50	22	15.5	8	16	8	12	16	8	22	22	6	M10 x 1.25	M22 x 1.5	7	28	11	33.5	8	16	29	30	17	29	1/8"	10	18.5	8
32	138	115	72	150	125	126	58	27	15.5	8	16	-	-	16.5	9	20	30	6	M10 x 1.5	M30 x 1.5	7	38	15	37.5	10	20	30	34.5	17	36	1/8"	12	10.5	10
40	138	115	72	150	158	158	69	27	22	11.5	16	-	-	22	12	24	35	7	M12 x 1.75	M38 x 1.5	8	45	15	46.5	10	20	38	42.5	17	46	1/4"	16	12.5	14

ACD85

ACJ85



Item Bore size	A	A1	A2	B	C	D	G	G1	H	I	J	K	L	M	T	T1	V	X																	
16	134	58	134	21	13.5	5 (2 sides)	12.5	8	14	17	5	M6 x 1.0	M16 x 1.5	6	10	22	6	M5 x 0.8																	
20	150	62	151	24	16.5	6 (2 sides)	14.5	7.5	18	20	6	M8 x 1.25	M22 x 1.5	7	12	29	8	1/8"																	
25	165	65	164	28	18.5	8 (4 sides)	16	8	20.5	22	6	M10 x 1.25	M22 x 1.5	7	17	29	10	1/8"																	
32	184	68	183	28	26.5	10 (4 sides)	16.5	9	17.5	30	6	M10 x 1.5	M30 x 1.5	7	17	36	12	1/8"																	
40	227	89	221	34	31.5	14 (4 sides)	22	12	21	35	7	M12 x 1.75	M38 x 1.5	8	17	46	16	1/4"																	

ACS85

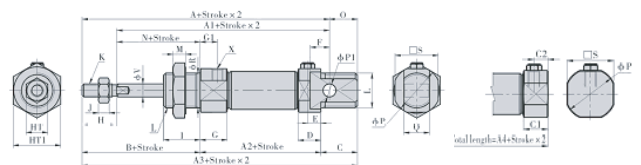
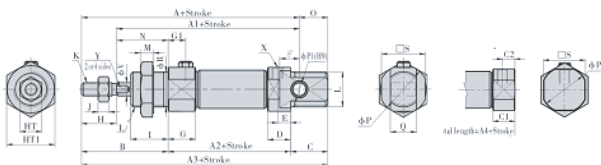
ACT85

Pivot type

Flat-end type

Pivot type

Flat-end type

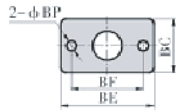
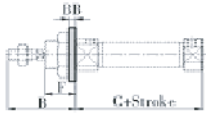


Item Bore size	A	A1	A2	A3	A4	B	C	C1	C2	D	E	F	G	G1	H	I	J	K	L	M	N	O	P	P1	Q	R	S	T	T1	X	V	W	Y										
16	123	148	-	107	132	-	81	106	-	136	161	-	119	144	-	38	17	10.5	6	10.5	6	9	12.5	8	16	17	5	M6 x 1.0	M16 x 1.5	6	22	13	22	6	12	16	20	10	22	M5 x 0.8	6	13.5	5
20	140	165	190	120	145	170	87	112	137	151	176	201	131	156	181	44	20	14.5	7.5	14.5	7.5	12	14.5	7.5	20	20	6	M8 x 1.25	M22 x 1.5	7	24	11	29	8	16	22	25	12	29	1/8"	8	16.5	6
25	151	176	201	129	154	179	90	115	140	162	187	212	139.5	164.5	189.5	50	22	15.5	8	16	8	12	16	8	22	22	6	M10 x 1.25	M22 x 1.5	7	28	11	33.5	8	16	22	30	17	29	1/8"	10	18.5	8
32	-	-	-	-	-	-	-	-	-	-	-	-	150	175	200	58	14	15.5	8	-	-	-	16.5	9	20	30	6	M10 x 1.5	M30 x 1.5	7	38	-	37.5	-	-	30	34.5	17	36	1/8"	12	10.5	10
40	-	-	-	-	-	-	-	-	-	-	-	-	183	208	233	69	16	22	11.5	-	-	-	22	12	24	35	7	M12 x 1.75	M38 x 1.5	8	45	-	46.5	-	-	38	42.5	17	46	1/4"	16	12.5	14

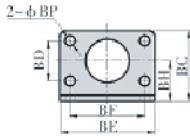
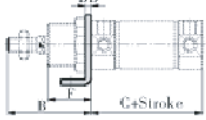
Pneumatic Equipment

FA

Ø12~Ø25



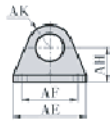
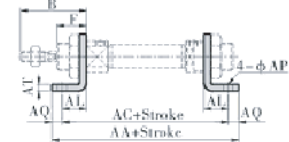
Ø32~Ø40



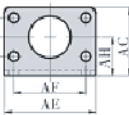
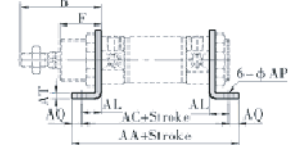
Item Bore size	B	C	BB	BC	BD	BE	BF	BH	BP	F			
12	38	50	4	30	-	52	40	-	5.5	17			
16	38	56	4	30	-	52	40	-	5.5	17			
20	44	62	5	40	-	56	50	-	6.6	20			
25	50	65	5	40	-	56	50	-	6.6	22			
32	58	68	4	49	28	66	52	28	7	30			
40	69	89	5	58	30	80	60	33	9	35			

LB

Ø12~Ø25



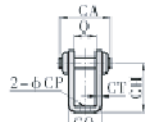
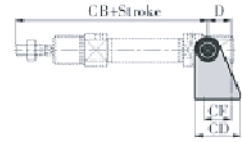
Ø32~Ø40



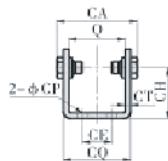
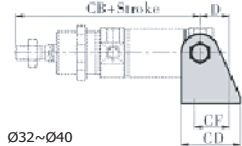
Item Bore size	B	F	AA	AC	AD	AE	AF	AH	AK	AL	AP	AQ	AT
12	38	17	90	78	-	42	32	20	13	14	5.5	6	4
16	38	17	96	84	-	42	32	20	13	14	5.5	6	4
20	44	20	112	96	-	54	40	25	20	17	6.6	8	5
25	50	22	115	99	-	54	40	25	20	17	6.6	8	5
32	58	30	110	96	28	66	52	28	-	14	7	7	4
40	69	35	149	129	30	80	60	33	-	20	9	10	5

SDB

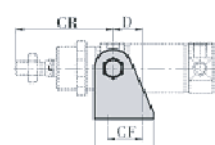
Ø12~Ø25



Ø32~Ø40



Ø32~Ø40



Item Bore size	D	Q	CA	CB	CD	CE	CF	CH	CP	CQ	CT	CR	
12	13	12.1	28	91	25	-	15	27	5.5	18.1	3	-	
16	13	12.1	28	98	25	-	15	27	5.5	18.1	3	-	
20	16	16.1	38	115	32	-	20	30	6.6	24.1	4	-	
25	16	16.1	38	126	32	-	20	30	6.6	24.1	4	-	
32	20	38.6	55.6	118	41	20	24	35	7	46.6	4	67	
40	27	48.6	69.6	146.5	52	28	30	40	9	58.6	5	81	